



City of Mayer

Agenda for the Parks and Recreation Commission

Tuesday, June 11th, 2024 – 6:30 P.M.

Opening Items

1. Call Meeting to Order
2. Pledge of Allegiance

Approval of Agenda

3. Consider Approval of Agenda

Consent Agenda

4. Consider Approval of April 9th, 2024 Meeting Minutes

Business Items

5. Select Color Scheme for Splash Pad
6. Update on Disc Golf Course
7. Update on Pavilion & Splash Pad Projects

Commissioner Reports

8. Commissioner Individual Reports and Items

Adjournment

9. Adjourn Meeting

A regular meeting of the Parks and Recreation Commission for the City of Mayer, Minnesota was held on April 9th, 2024 at 6:30pm in the City Council Chambers.

Members: Mike Wegner, Ryan Kusske, Melissa Gomes, Eric Vogel, Chad Heldt

Absent: None

Visitors: Nicholas Johnson, City Administrator
Andy Beuch

The meeting was called to order.

The Pledge of Allegiance was recited.

The agenda was reviewed. A motion was made by Vogel and seconded by Kusske to approve the agenda. All voted in favor. None voted against. The motion was carried.

The consent agenda was reviewed. A motion was made by Kusske and seconded by Gomes to approve the consent agenda. All voted in favor. None voted against. The motion was carried.

Consent Agenda:

1. Consider Approval of February 13th, 2024 Minutes

City Administrator Johnson introduced Andy Beuch, a local resident, who had expressed interest in seeing a disc golf course in Mayer. The group discussed the sport, potential locations, benefits to the community, and preliminary implementation steps. The Board wished to see efforts made to gauge public interest to ensure it was a worthwhile project. Johnson will reach out to Mayer Lutheran to discuss the potential for utilizing their property.

The Board discussed the 2024 Music in the Park event. The Board selected Saturday, September 28th, 2024 from 1:00pm to 4:00pm as the event date. They wanted to have Michael Handler come back once again to perform music. They discussed food options which included the Lions Club, the Cookie Store, Sweet Winks, and Adventure Bowls. Entertainment options included pony rides, petting zoo, bounce houses, face painting, balloon animals, and axe throwing. Johnson would reach out for options on the bounce houses and axe throwing. Wegner would reach out and get a cost estimate for face painting and balloon animals.

City Administrator Johnson gave an update on the pavilion and splash pad projects. The City is looking to re-establish a new substantial completion date for the pavilion project as well as address concerns about the concrete finishing. The City Council approved the grant documents as well as the construction contract with Commercial Recreation Specialists for the splash pad the evening prior. A timeline has not been established yet for when the splash pad would open.

City Administrator Johnson presented a draft policy for Open Gym in the Community Center. The Board reviewed and believed it was sufficient for City Council review and approval. Johnson also discussed updates to the Open Gym schedule which would begin in May. Wednesdays were reduced in the late afternoon and evening as the cleaning service performs their work at that time. Fridays were reduced to 10:00am as City staff summer hours have City Hall closing at 11:00am. There were concerns Open Gym users could leave the facility in a

disheveled state for prospective renters on Saturday or Sunday. By cutting off at 10:00am on Friday the morning could be open with time for City staff to perform a final check prior to the weekend.

A motion was made by Heldt and seconded by Kusske to adjourn the meeting. All voted in favor. None voted against. The motion was carried.

City Administrator



Project Color Options

Disclaimer

Actual colors of products and materials may appear differently than pictured. Subject to availability and change without notice. Please note that some colors may require longer lead times.

Color Palettes

Choose one of the following Color Palettes by marking the corresponding circle:

COLOR PALETTE APPROVAL


- APPROVED AS SHOWN IN RENDERS
- APPROVED AS NOTED

BY _____ DATE _____



01

Marine 1




01

Nature 1



02

Marine 2



02

Nature 2




03

Marine 3



03

Nature 3



04

Marine 4




04

Nature 4




05

Marine 5





05

Nature 5



06

Marine 6



06

Nature 6



Color Palettes



Urban 1

- Red RAL 3000
- White RAL 9003
- Navy Blue RAL 5003
- Sparkle RAL 90080



Urban 2

- Fuchsia RAL 4006
- Navy Blue RAL 5003
- Sky Blue RAL 5012
- Sparkle RAL 90080



Urban 3

- Orange RAL 2011
- Mint Green RAL 6019
- Beige RAL 1015
- Sparkle RAL 90080



Urban 4

- White RAL 9003
- Navy Blue RAL 5003
- Mint Green RAL 6019
- Saffron RAL 1017



Urban 5

- Pastel Blue RAL 5024
- Sky Blue RAL 5012
- Orange RAL 2011
- Sparkle RAL 90080



Urban 6

- Coral Green RAL 6027
- Blue RAL 5017
- White RAL 9003
- Grey RAL 7040



Vibrant 1

- Orange RAL 2011
- Saffron RAL 1017
- Yellow RAL 1023
- Sky Blue RAL 5012



Vibrant 2

- Fuchsia RAL 4006
- Sky Blue RAL 5012
- Orange RAL 2011
- Yellow RAL 1023
- Green RAL 6018



Vibrant 3

- Red RAL 3000
- Yellow RAL 1023
- Blue RAL 5017
- White RAL 9003



Vibrant 4

- Pastel Blue RAL 5024
- Green RAL 6018
- Orange RAL 2011
- Yellow RAL 1023
- Sparkle RAL 90080



Vibrant 5

- Yellow RAL 1023
- Green RAL 6018
- Coral Green RAL 6027
- Red RAL 3000



Vibrant 6

- Pale Green RAL 6021
- Mint Green RAL 6019
- Saffron RAL 1017
- Orange RAL 2011
- Red RAL 3000

Custom Palette Indicate RAL colors here:

 Vortex Designer's Choice RAL colors used:

Unless otherwise specified, Vortex designers will decide on the application of colors from the chosen color palette to create a harmonious look. Fees will apply for custom colors.

Barrier Graphics

Choose from the following Barrier Graphics by marking the circle corresponding with the graphic:

Custom barrier graphics available for a fee.



Marine

Top Barriers



Bottom Barriers*

* Available on Splashpad® only.



Marine A



Marine B



Marine C



Marine D

Marine E

Marine F



Urban

Top Barriers

Bottom Barriers*

* Available on Splashpad® only.

Urban A



Nature

Top Barriers



Bottom Barriers*

* Available on Splashpad® only.

Nature A



Nature B



Nature D




Nature E

Nature F



Vibrant

Top Barriers



Bottom Barriers*

* Available on Splashpad® only.

Vibrant A

Vibrant B


PlayNuk comes available in three distinct color palettes that evoke different moods. The contrasting hues highlight accessories meant to be touched and maneuvered by young adventurers.

Choose one of the following Moods by marking the corresponding circle:

Mood 1

Cool colors that inspire a high seas adventure. Create an aquatic odyssey for young swashbucklers.


Fiberglass Deck & Entry Posts



Coral Green
RAL 6027

Fiberglass Slides*

*One or more of these colors will be used, according to the Playnuk model




Sky Blue RAL 5012 Coral Green RAL 6027 White RAL 9003

Paint Colors



Sky Blue RAL 5012 Pastel Blue RAL 5024 Mint Green RAL 6019 Saffron RAL 1017 Yellow RAL 1023 Orange RAL 2011

Translucent Graphic Barriers




Water Maze Panel



Mood 2

A neutral palette that leaves lots of room for imagination. Complement your modern, urban setting.


Fiberglass Deck & Entry Posts



Coral Green
RAL 6027

Fiberglass Slides*

*One or more of these colors will be used, according to the Playnuk model



Saffron RAL 1017 Sky Blue RAL 5012 White RAL 9003

Paint Colors




Mint Green RAL 6019 Pastel Blue RAL 5024 White RAL 9003 Fuchsia RAL 4006 Saffron RAL 1017 Grey RAL 7040

Translucent Graphic Barriers




Water Maze Panel



Mood 3

Lush colors that evoke different landscapes: from mysterious jungles to sprawling deserts.

Fiberglass Deck & Entry Posts



Coral Green
RAL 6027


Fiberglass Slides*

*One or more of these colors will be used, according to the Playnuk model




Saffron RAL 1017 Green RAL 6018 White RAL 9003

Paint Colors




Fern Green RAL 6025 Green RAL 6018 Mint Green RAL 6019 Saffron RAL 1017 Orange RAL 2011 Beige RAL 1015

Translucent Graphic Barriers



Water Maze Panel




The application of colors on the Playnuk is pre-defined for each mood.

Vortex Colors

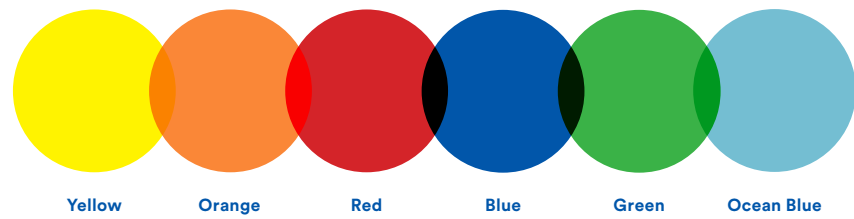
Steel and Fiberglass (excluding waterslides). Certain restrictions apply.

* An additional fee will apply on fiberglass waterslide applications.




SeeFlow™

Certain restrictions apply



Orbs

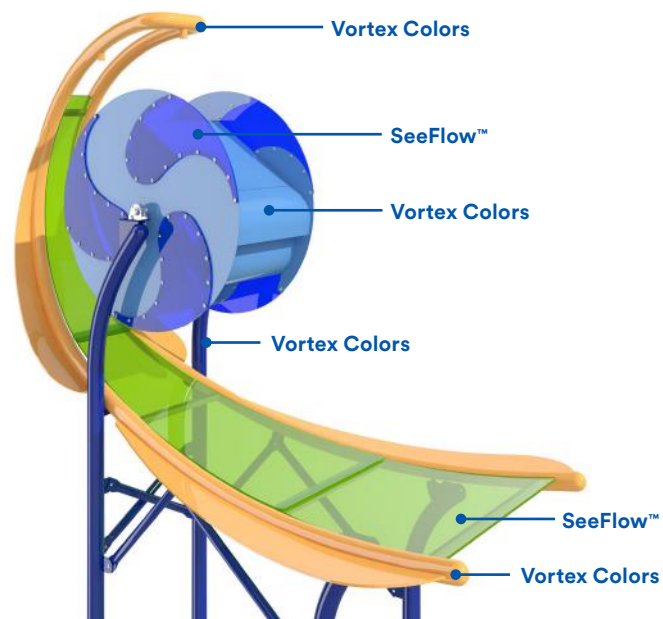


Accessories

Available in Vortex Blue (as shown)




Superwave



Supersplash



Twinsplash



Vortex Colors

Steel and Fiberglass (excluding waterslides). Certain restrictions apply.



Fiberglass Waterslide Flume

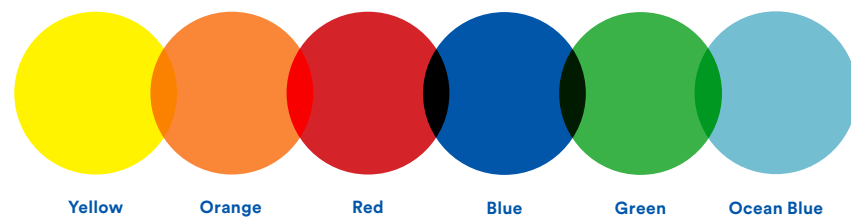
Applicable to all Waterslide Types (PrecisionRide™, Classic, Family Racer, Kiddie Slide)



* An additional fee will apply.

SeeFlow™

Certain restrictions apply




Accessories

Available in Vortex Blue (as shown)




Orbs

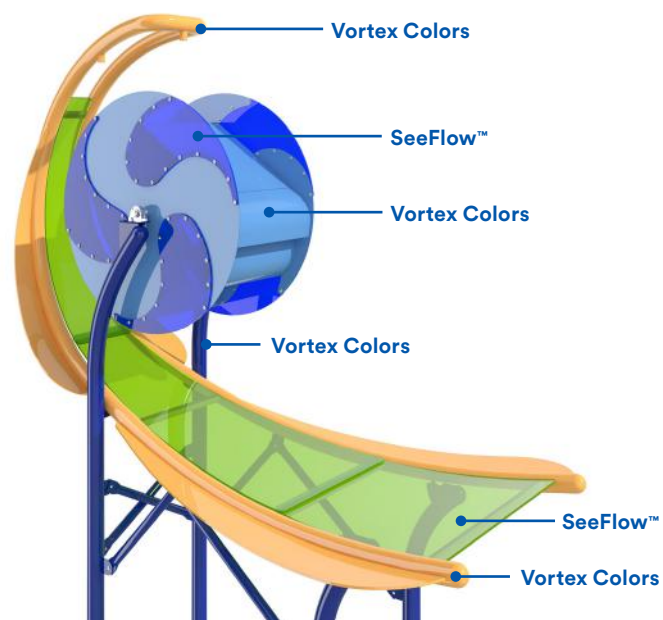


Barrier Graphics

See barrier graphics page to view full range of graphic options available.



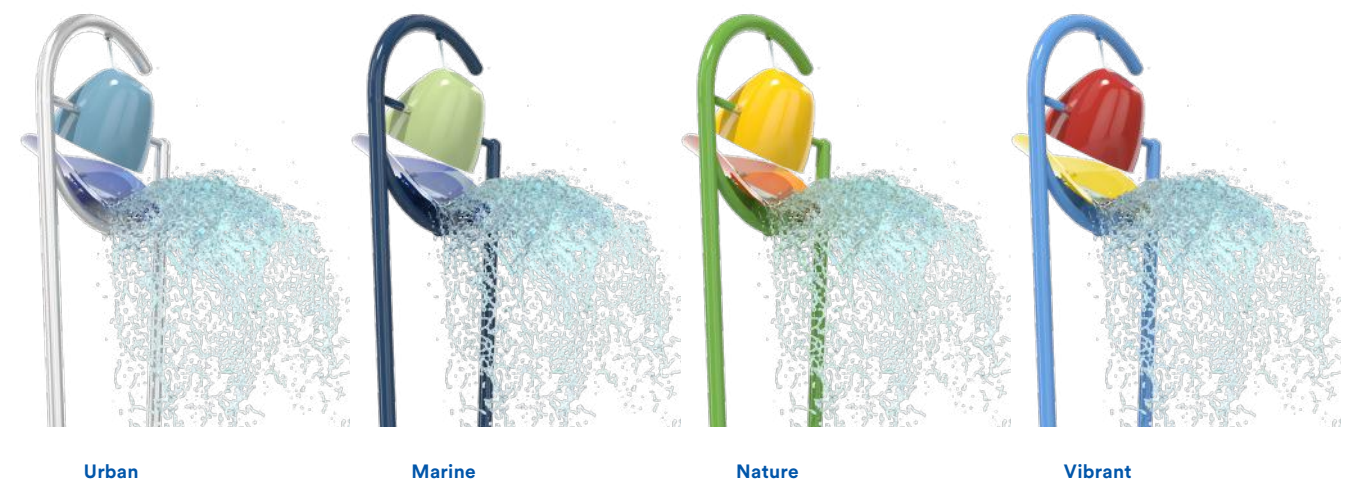
Superwave



Supersplash



Twinsplash



Fiberglass Flume Colors 1

Same color inside & outside of the flume section

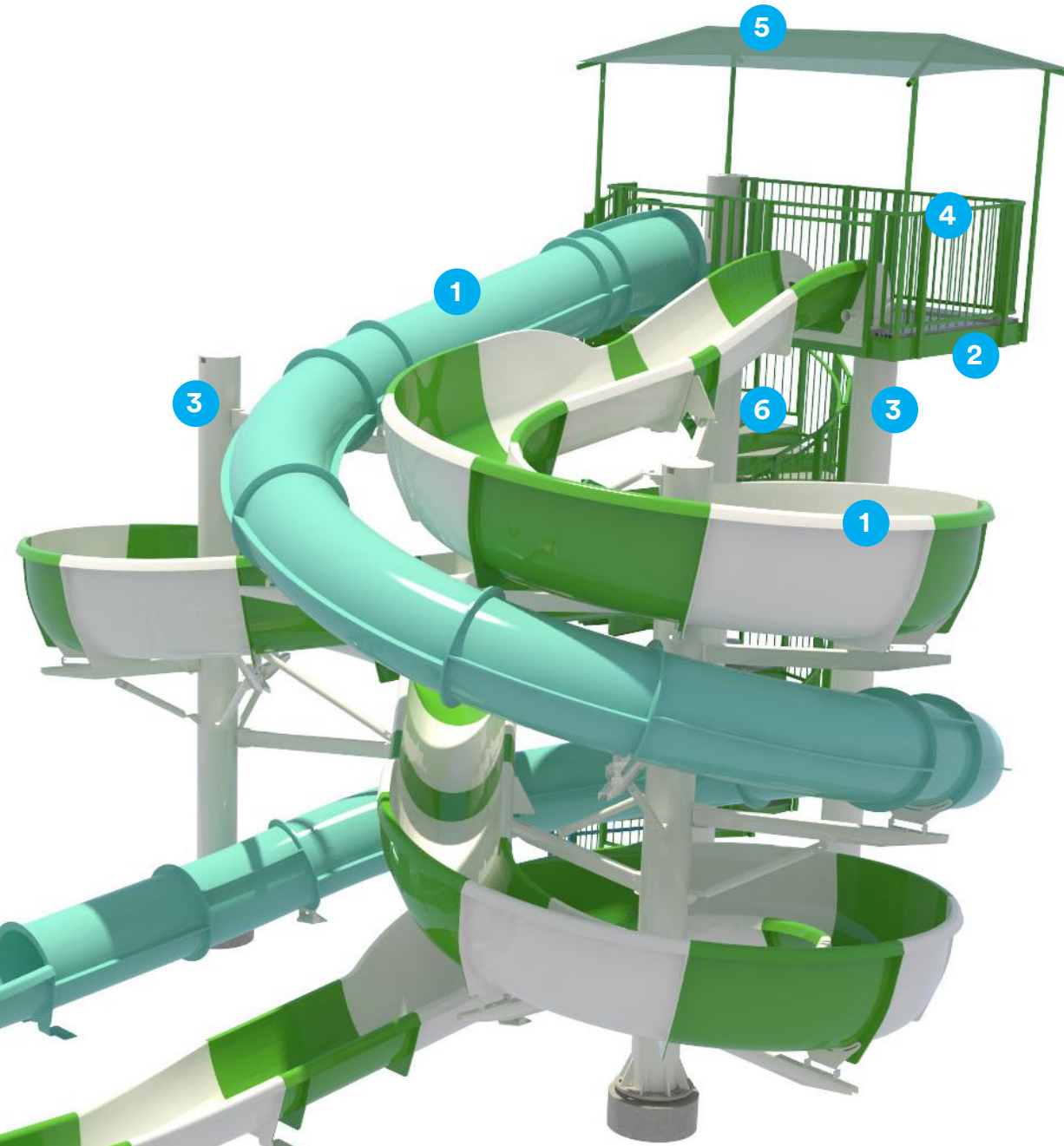
Applicable to all waterslide types:
PrecisionRide™, Classic, Family Racer, Kiddie




* An additional fee will apply.

Waterslide Elements Color Application

- 1 Fiberglass Flume : Fiberglass Flume colors
- 2 Platform & Stair Frame : Steel colors
- 3 Columns & Support Arms : Steel colors
- 4 Guardrails & Handrails : Steel colors
- 5 Canopy : Canopy colors (shown on next page)
- 6 Stair Treads (top of steps and platform): Only available in light grey























Steel colors 2 3 4



***For outdoor projects only

Canopy Fabric Colors 5

			
Red Shade 78% UV 88%	Terracotta Shade 82% UV 88%	Mulberry Shade 90% UV 91%	Laguna Blue Shade 90% UV 93%
			
Navy Blue Shade 90% UV 94%	Royal Blue Shade 90% UV 94%	Turquoise Shade 83% UV 92%	Rainforest Shade 88% UV 95%
			
Olive Shade 89% UV 95%	Cinnamon Shade 92% UV 94%	Chocolate Shade 92% UV 93%	Desert Sand Shade 75% UV 95%
			
Arizona Shade 81% UV 93%	Silver Shade 88% UV 93%	Black Shade 95% UV 96%	White Shade 50% UV 85%
			
Atomic Orange Shade 82% UV 94%	Sunflower Yellow Shade 70% UV 94%	Zesty Lime Shade 84% UV 92%	Electric Purple Shade 83% UV 91%

Color Combination Examples

